

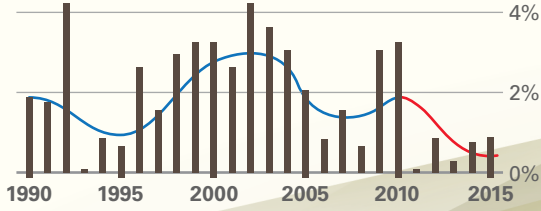


U.S. Council on Competitiveness

Clarion Call for Competitiveness 30th Anniversary Edition

PRODUCTIVITY

growth is essential for economic prosperity, job creation and higher wages. However, since 2010, productivity growth has been well below historic norms.¹



Since 1986, **U.S. GDP grew 109%**²

The U.S. economy is also more globally integrated. Foreign direct investment to the U.S. as a share of GDP has **almost tripled.**³

Trade as a share of GDP rose 66% over this period.



USA		\$9,451
Germany		\$5,276
Canada		\$4,608
France		\$4,407
Japan		\$4,150
UK		\$4,003
Italy		\$3,272

In 2015, the U.S. spent more on **HEALTHCARE** per person than any other nation, without clear evidence of better health outcomes.⁴

TECHNOLOGY


is rewriting how we compete. An estimated

6.4 billion devices are connected to the Internet, which could grow to **20.8 billion** by 2020.⁵




ENERGY ABUNDANCE & DIVERSITY

The U.S. is the world's largest producer of petroleum and natural gas.

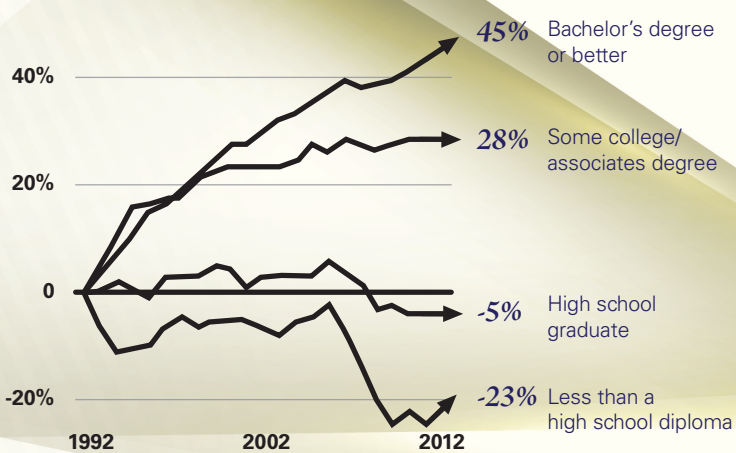


American consumption of renewables has grown from **1.4% to 9.9%** of total energy usage over the last thirty years.⁶



Federal investment in **RESEARCH & DEVELOPMENT** as a share of the economy **fell 36%** over the past 30 years.⁷

Employment Growth since January, 1992



EDUCATION & SKILLS

have more bearing on employment & wages than ever before.⁸

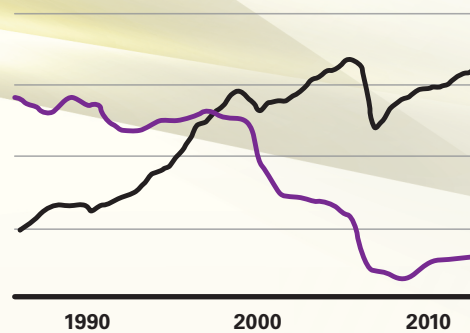


Since 1986, **U.S. DEBT** as a share of the economy **HAS DOUBLED.**⁹



An outdated **U.S. TAX CODE** is holding hostage overseas **\$2.6 TRILLION** in corporate earnings.¹⁰

— U.S. Manufacturing Jobs
— U.S. Manufacturing Production



MANUFACTURING production has risen **169%** since 1986. Despite recent improvement, the future for manufacturing jobs remains uncertain.¹¹

SOURCES

¹ Bureau of Labor Statistics, Nonfarm Labor Productivity Growth, United States Department of Labor

² Bureau of Economic Analysis, Real U.S. Gross Domestic Product in 2009 constant dollars, United States Department of Commerce

³ Foreign Direct Investment - Net Inflows, National Accounts Data, the World Bank

⁴ Health Expenditure as a percentage of GDP, Organization for Economic Cooperation and Development

⁵ Gartner, Inc., Gartner Says 6.4 Billion Connected "Things" Will Be in Use in 2016, Up 30 Percent From 2015. November 10, 2015

⁶ Data drawn from 1986 and 2015 Energy Flow Charts, Lawrence Livermore National Laboratory

⁷ Historical Trends in Federal R&D, American Association for the Advancement of Science

⁸ Employment Growth by Educational Attainment, US Bureau of Labor Statistics

⁹ Historical Tables, Office of Management and Budget, Executive Office of the President

¹⁰ Lawler, Joseph. Untaxed offshore earnings of US companies rises to \$2.6 trillion, Washington Examiner, September 29, 2016

¹¹ Gross Domestic Product by Industry Data, Bureau of Economic Analysis, United States Department of Commerce